

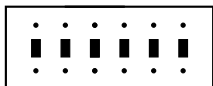



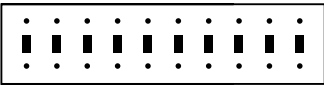


Standard Size Plastic and Metal Wallplates



Standard Size

Toggle Switch

		Residential Grade		Commercial Grade		
DESCRIPTION	COLOR	CAT. NO.	IND. NO.	METAL	CAT. NO.	IND. NO.
 4-GANG 4-Toggles	IVORY	86012	P4-I	CHROME	*	—
	GRAY	87012	P4-GY	ALUM	83012	A4
	WHITE	88012	P4-W	BRASS	81012	B4
	BROWN	85012	P4	POLISHED BRASS	81012-PB	—
	ALMOND	82012	P4-A	430 S/S	84012	S4
				302 S/S	84012-40	S4-N
 5-GANG 5-Toggles	IVORY	86023	P5-1	CHROME	*	—
	WHITE	88023	P5-W	ALUM	*	A5
	BROWN	85023	P5	BRASS	81023	B5
	ALMOND	82023	P5-A	POLISHED BRASS	81023-PB	—
					430 S/S	*
				302 S/S	84023-40	S5-N
 6-GANG 6-Toggles	IVORY	86036	P6-I	CHROME	*	—
	WHITE	88036	P6-W	ALUM	*	A6
	BROWN	85036	P6	BRASS	81036	B6
	ALMOND	82036	P6-A	430 S/S	*	S6
					302 S/S	84036-40
 7-GANG 7-Toggles	IVORY	S601-I†	S601-I	CHROME	*	—
	WHITE	S601-W†	S601-W	BRASS	*	B601
				430 S/S	*	—
				302 S/S	84070-40	S601-N
 8-GANG 8-Toggles	IVORY	S602-I†	S602-I	CHROME	*	—
	WHITE	S602-W†	S602-W	BRASS	*	B602
				430 S/S	*	—
				302 S/S	84048-40	S602-N
 9-GANG 9-Toggles	IVORY	S603-I†	S603-I	CHROME	*	—
	WHITE	S603-W†	S603-W	BRASS	*	B603
				430 S/S	*	—
				302 S/S	84049-40	S603-N
 10-GANG 10-Toggles	IVORY	S604-I†	S604-I	CHROME	*	—
	WHITE	S604-W†	S604-W	BRASS	*	B604
				302 S/S	84050-40	S604-N

*Consult the end of this Wallplates section for ordering details: allow 3–4 weeks for delivery.

†Painted metal wallplate.

All devices are UL Listed and CSA Certified.

