




# HANDSET HANGERS & HOOKSWITCH ASSEMBLIES



AT21541-XX



Locking  
Clip


AT21541-1904

## AT21541-XX, \*AT21541-1904 HOOKSWITCH ASSEMBLIES

Consists of a high-impact thermoplastic cup type handset hanger equipped with 4 form C switch combinations for standard 7 to 9 wire telephone hookswitch operation.

**COLOR KEY:** XX Denotes Color: 00 Black, 13 Light Beige, 15 White.


**\*NOTE:** AT21541-1904 Black Only



AT10784A-CW

## AT10784A-C/, AT10784A-CW UNIVERSAL HOOKSWITCH ASSEMBLY

Consists of a chrome plated plastic handset hanger for vertical or horizontal handset mounting, and 3 form C' (transfer) switch combinations for standard 7 wire telephone hookswitch operation. Adjustable for panel thickness .060 to .125. May be ordered wired or unwired. **See ordering information.**



AT810610

## AT810610 HOOKSWITCH ASSEMBLY

Unit is a chrome plated cast metal hanger for VERTICAL handset installations, and 3 form C' (transfer) switch combinations for standard 7 wire telephone hookswitch operation. Adjustable for panel thickness .060 to .125.

## AT810610-W HOOKSWITCH ASSEMBLY

Same as above except prewired with 7 spade-tipped 12 leads.

## AT1984 UNIVERSAL HOOKSWITCH ASSEMBLY

Same as AT10784A-C except e/w AT1900 chrome plated cast metal handset hanger.

## AT1984-W UNIVERSAL HOOKSWITCH ASSEMBLY

Same as AT1984 e/w 7 spade-tipped 12 wire leads.

## ORDERING INFORMATION

### AT10784A-CW

Universal Hookswitch Assembly, chrome plated. E/w 7 spade-tipped 12 leads.

### AT10784A-C

Same as AT10784A-CW except unwired.

### AT10784A-14

Same as AT10784A-C only in Light Gray.

### AT10784-14W

Same as AT10784-14 except prewired with 7 spade-tipped 12 leads.

### AT1984

Same as AT10784A-C except e/w AT1900 chrome plated cast metal handset hanger.

### AT1984-W

Same as AT1984 e/w 7 spade-tipped 12 wire leads.

### AT810610

Chrome plated cast metal hanger for vertical handset installations.

### AT810610-W

Same as AT810610 except prewired with 7 spade-tipped 12 leads.

# HANDSET HANGERS & HOOKSWITCH ASSEMBLIES

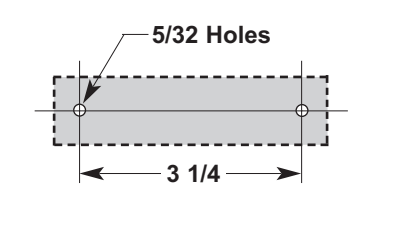
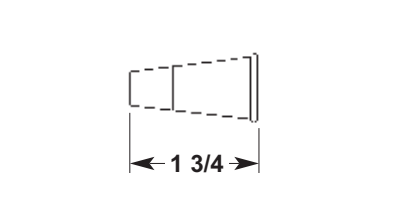
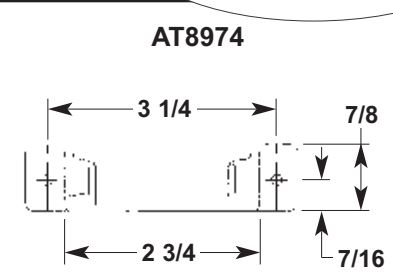
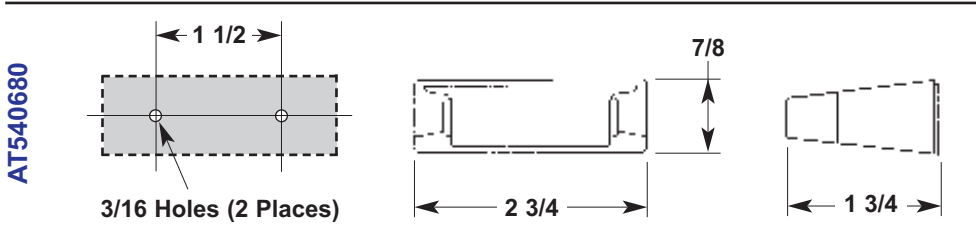
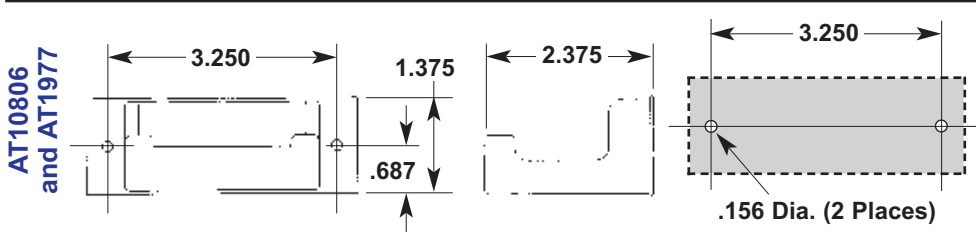
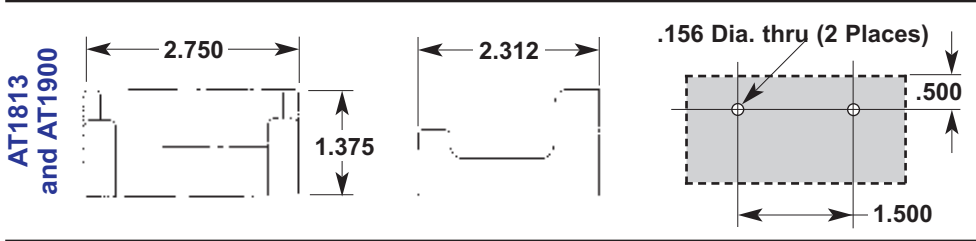


Sold by:

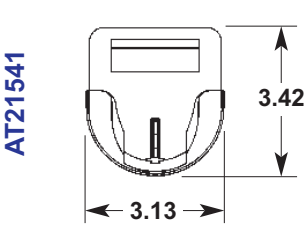


## PANEL MOUNTING DETAIL

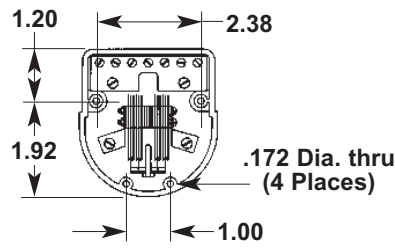
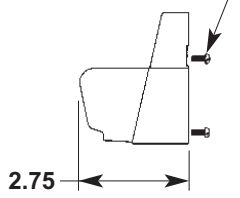
Continued from preceding page



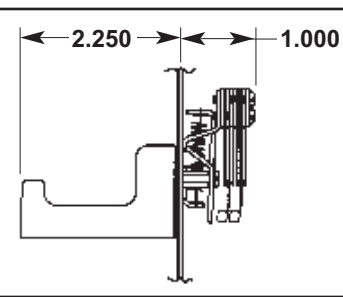
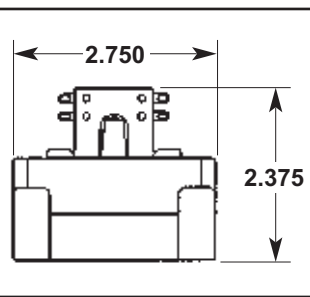
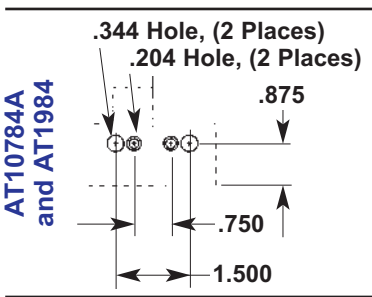
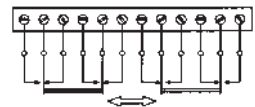
### HOOKSWITCHES



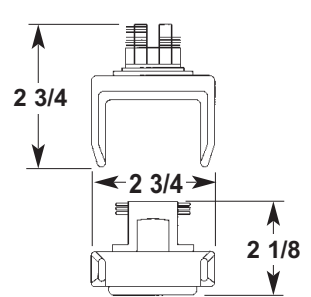
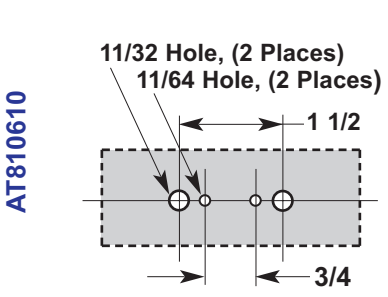
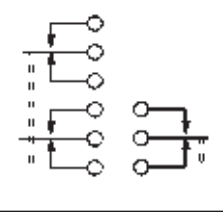
Four #8 Self-Tapping Screws



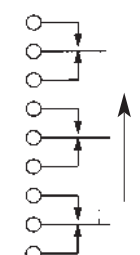
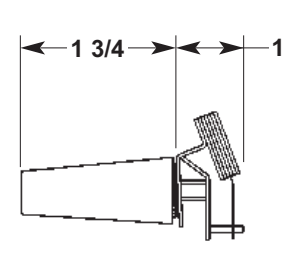
Wiring Connections (Shown Off Hook)



Switch Configuration-3C



Spring Pile-Up Typical



Panel Thickness .060 to .125 (Adjustable)

3C