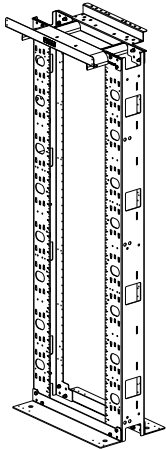


## CM281 INSTALLATION INSTRUCTIONS

© Panduit Corp. 2002

Printed in U.S.A.

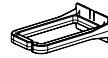
### Modular NetFrame Rack



**NFR84**

- (2) Vertical Channels
- (2) Base Angles
- (1) Pack of (20) 3/8x1.00 Bolt, Lockwasher, Nut
- (1) Front Top Flange
- (1) Rear Top Flange
- (2) Center Waterfalls
- (1) Pack of (25) #12-24x1/2" Screws
- (1) Grounding and Hardware Kit

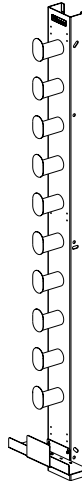
### Optional Accessories



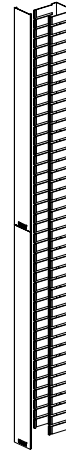
(8) D-rings  
NFDR4X6K



(1) Spool  
(2) #12-24 Screws  
NFSK



(1) Vertical Slack Manager  
NFVSM

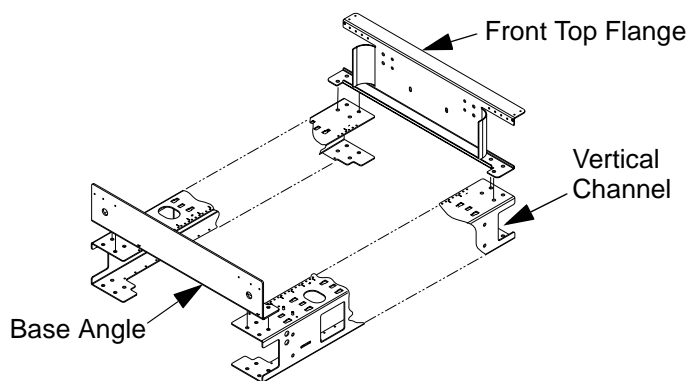


(1) Vertical Duct  
with Covers  
(8) #12-24 Screws  
NFVD4X584



(1) Door Assembly  
with Mtg. Brackets  
(4) #10-32 Screws  
NFD484

## Rack Assembly



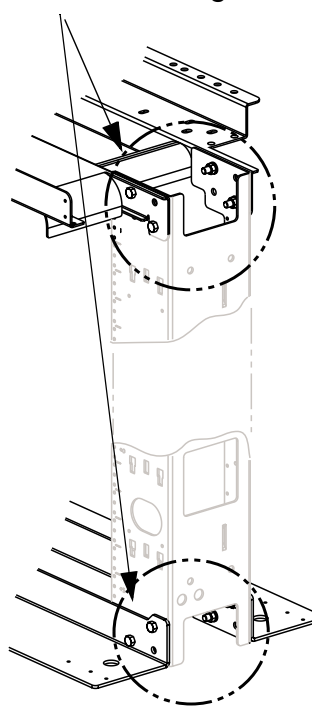
### Step1

Lay the two vertical channels on the floor or a pair of sturdy saw horses to ease installation.

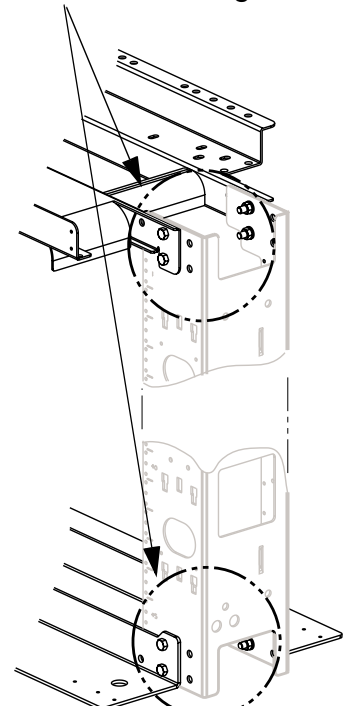
Install (1) Base Angle and Front Top Flange on the vertical channels using (8) 3/8" bolts, lockwashers and nuts provided.

**Do not tighten.**

### 19" Mounting



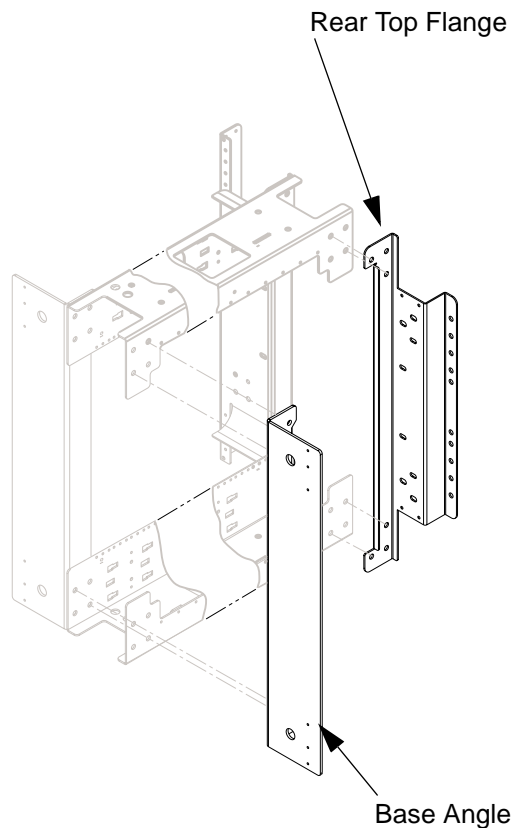
### 23" Mounting



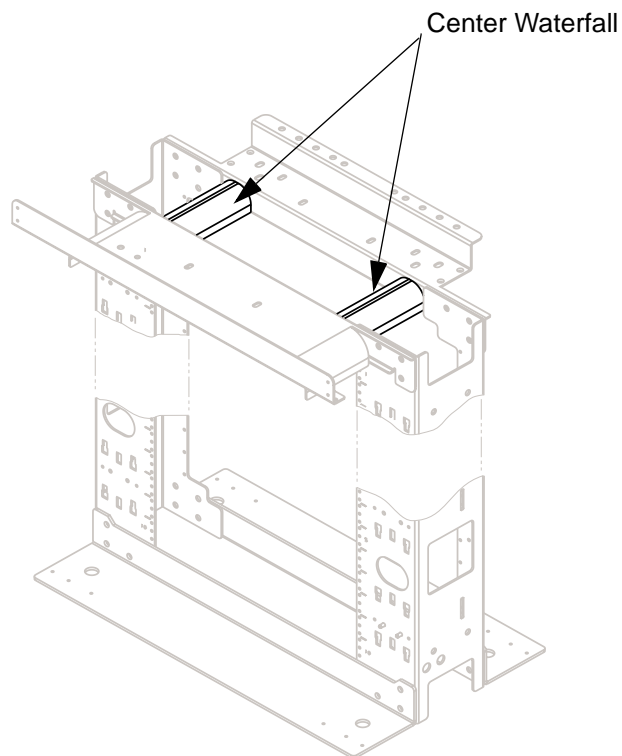
Sold by:



**FOR TECHNICAL SUPPORT CALL: 866-405-6654**

**Step 2**

Roll the rack on its side to install the other base angle and rear top flange using (8) 3/8" bolts, lockwashers and nuts provided. Do not tighten.

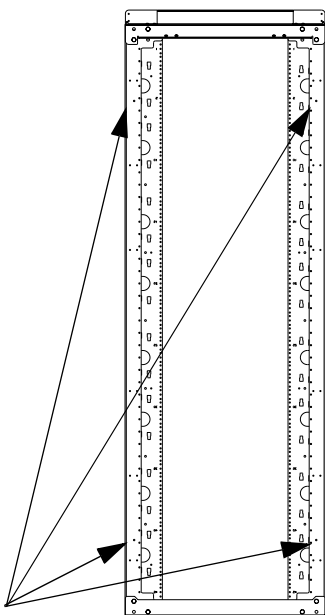
**Step 3**

Stand the rack upright. Verify #12-24 tapped holes are EIA spaced at 18.31", square the rack and tighten bolts.

Install the two waterfalls with the #10-32 screws provided.

**Grounding Kit**

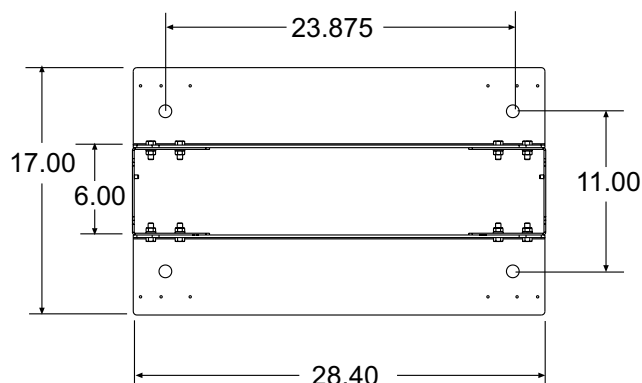
- (1) Barrel Lug
- (1) 1/4"-20 Screw



Barrel Lug and Grounding Screw mounts to rear of rack in one of four optional places.

**Location Guide: 19" Rack**

Mount rack to floor using the location guide below for mounting hole and overall size information.

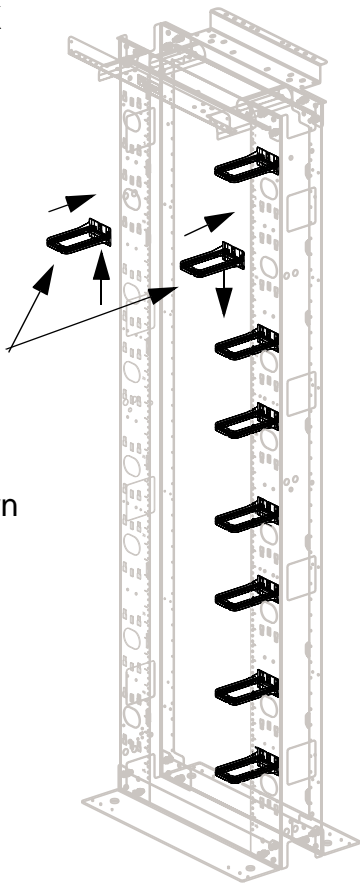


**NFDR4x6K**

D-rings

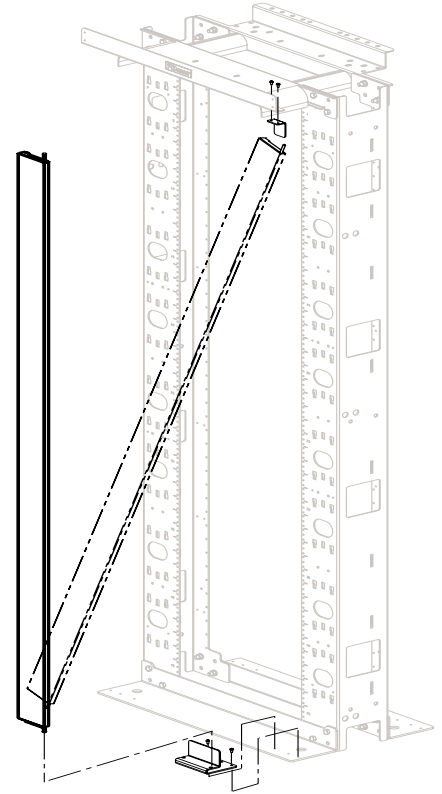
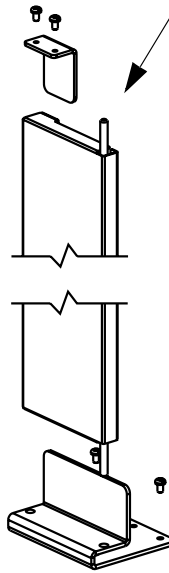
Right side  
installation  
snaps down

Left side  
installation  
snaps up



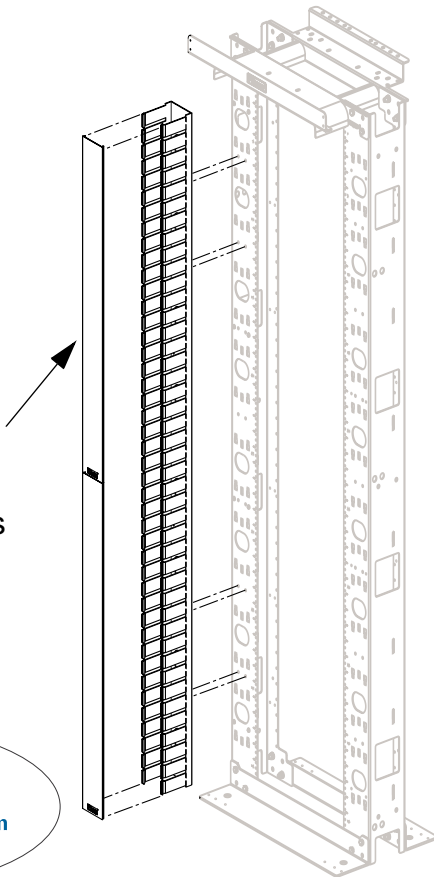
**NFD484**

Door with  
Mounting Brackets  
and  
(4) #10x32 Screws



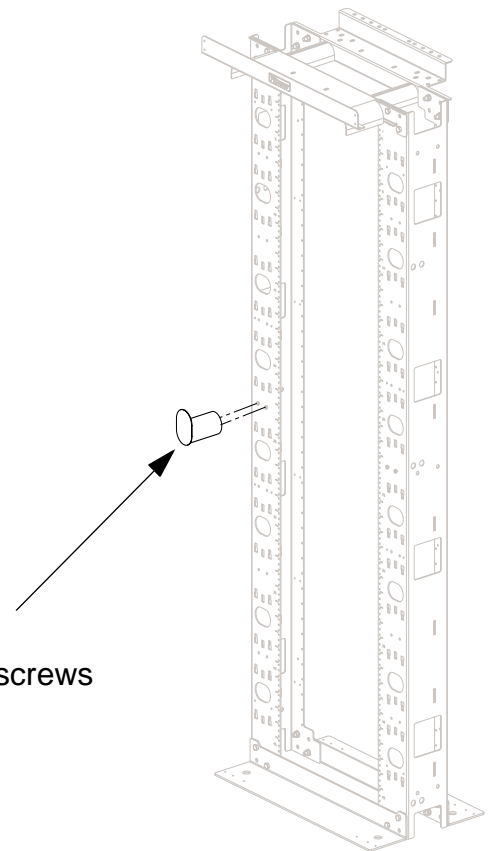
**NFVD4x584**

4x5 Vertical Duct  
with Covers and  
(8) #12-24 screws



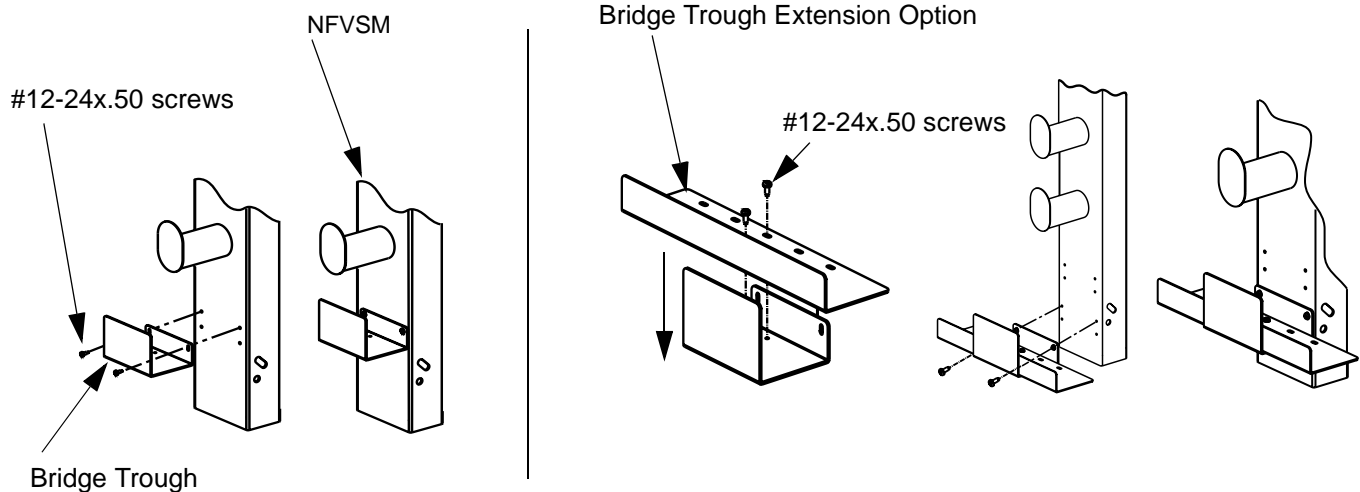
**NFSK**

Spool with  
(2) #12-24 screws



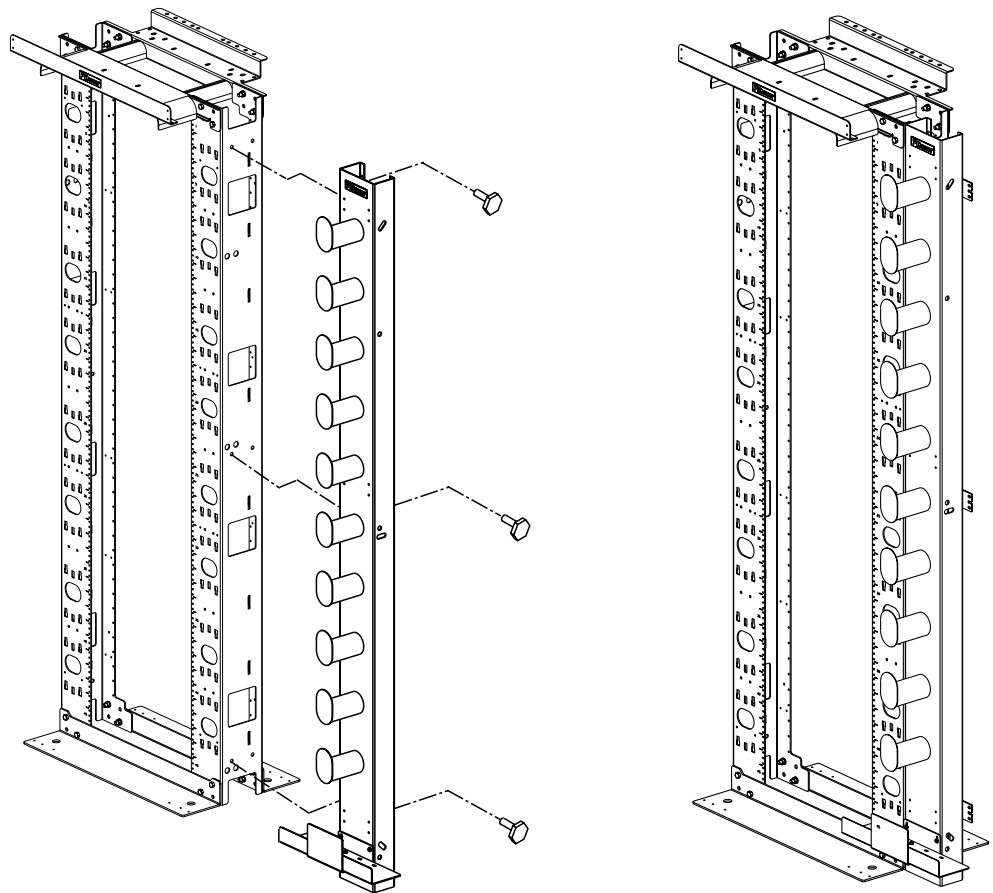
Sold by:  
 **TWAcomm.com**  
<http://www.TWAcomm.com>  
Toll Free: (877) 892-2666

## NFVSM



## Side Mount EIA/Netframe Racks

Vertical Slack Manager attaches to your frame with (3) 3/8" bolts, nuts and lock-washers (provided with the Netframe rack).



## WORLDWIDE SUBSIDIARIES AND SALES OFFICES

Technical Support: 866-405-6654  
Toll Free Fax: 866-449-1697



E-mail: [ncginfo@panduit.com](mailto:ncginfo@panduit.com)  
Web site: [www.panduit.com/ncg](http://www.panduit.com/ncg)