

## specifications

All metal modular patch panels shall be made of all metal and mount to standard EIA 19" or 23" racks. All metal modular patch panels shall be available in 16, 24, 48, 72, and 96 port versions with a typical density of 24 ports per rack space. Patch panels shall be modular, accepting all modules and shall be clearly identified with write on labels and label area. All metal modular patch panels with strain relief bar shall include cable tie slots for managing individual cables and contoured support bar to help maintain high performance cable bend radius.



NETWORK CONNECTIVITY GROUP

SPEC SHEET

## MINI-COM® All Metal Modular Patch Panels

### technical information

**Dimensions:** CP16BL: HxWxD = 1.72x19.0x.70 (43.7x482.6x17.8mm), 1RU  
CP24BL: HxWxD = 1.72x19.0x.70 (43.7x482.6x17.8mm), 1RU  
CP48BL: HxWxD = 3.47x19.0x.70 (88.1x482.6x17.8mm), 2RU  
CP72BL: HxWxD = 3.47x19.0x.70 (88.1x482.6x17.8mm), 2RU  
CP96BL: HxWxD = 6.97x19.0x.70 (177.0x482.6x17.8mm), 4RU  
CP16WSBL: HxWxD = 1.72x19.0x3.38 (43.7x482.6x85.9mm), 1RU  
CP24WSBL: HxWxD = 1.72x19.0x3.38 (43.7x482.6x85.9mm), 1RU  
CP48WSBL: HxWxD = 3.47x19.0x3.38 (88.1x482.6x85.9mm), 2RU

**Mounting options:** Mounts to standard EIA 19" rack or 23" rack when used with extender brackets (PEB1 or PEB2)

**Packaging:** Includes mounting screws and CPT tool for easy removal of MINI-COM Modules

### key features and ...benefits

<b>Modularity</b>	Accepts all MINI-COM modules; individual modules snap in and out
<b>High density</b>	24 ports per rack space, 72 port version provides 36 ports per rack space
<b>Optional label</b>	Follows TIA/EIA-606A labeling standards
<b>Easy to install</b>	Minimizes installation time and cost
<b>Contoured supports</b>	Helps maintain high performance bend radius (CP16WSBL, CP24WSBL and CP48WSBL)
<b>Cable tie slots</b>	Manage individual cables (CP16WSBL, CP24WSBL, CP48WSBL)
<b>Flush mount</b>	Provide more space for plug/module interface

### applications

The MINI-COM All Metal Modular Patch Panels are ideal for multi-media applications and accept all snap-in MINI-COM modules. Benefits include the capability to mix and match media and switch or replace modules

as needs change. Colored modules, icons and write on labels make color-coding and identification easy in the telecommunication closet. All panels are typically used in a telecommunications closet or cabinet.

### installer tip

For grounded applications, use Grounding Kits PGKE and PGKE96 on Metal Patch Panels with Strain Relief Bar. Grounding Kits PGK and PGK96 are to be used with CP\*\*BL series Patch Panels.

Visit our website at: [www.panduit.com/ncg](http://www.panduit.com/ncg)

### MINI-COM All Metal Modular Patch Panels

16 port:	CP16BL
24 port:	CP24BL
48 port:	CP48BL
72 port:	CP72BL
96 port:	CP96BL

### MINI-COM All Metal Modular Patch Panels with Strain Relief Bar

16 port:	CP16WSBL
24 port:	CP24WSBL
48 port:	CP48WSBL

### MINI-COM Modules

Category 6:	CJ688T3**
Category 5e:	CJ5E88T**
Fiber multimode prepolished:	FJJSMM5CEI
Fiber multimode:	FJJGM5C**
Fiber singlemode:	FJJGS9CBU

### Accessories

One rack space extender bracket:	PEB1
Two rack space extender bracket:	PEB2

### Icons

Phone:	CIP**C
Computer:	CID**C

\*\*Substitute: WH = White  
BL = Black  
EI = Electric Ivory  
IW = Off White  
IG = International Gray  
RD = Red  
BU = Blue  
GR = Green  
YL = Yellow  
VL = Violet  
OR = Orange

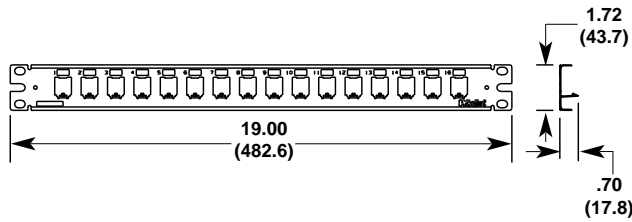
Sold by:



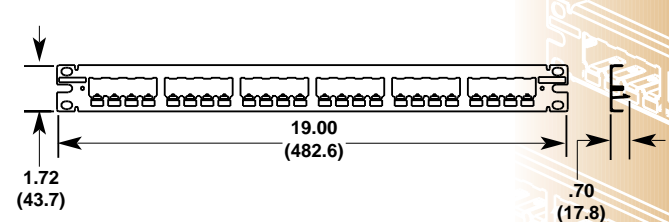
<http://www.TWAcomm.com>  
Toll Free: (877) 892-2666

# MINI-COM® All Metal Modular Patch Panels

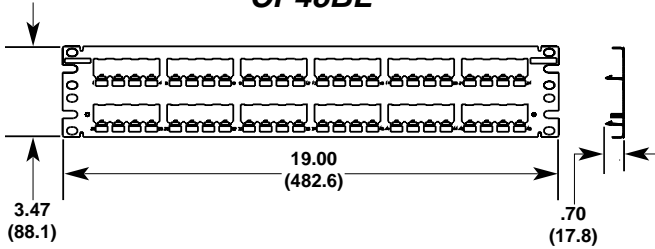
**CP16BL**



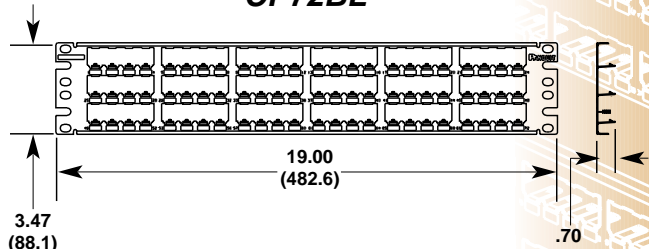
**CP24BL**



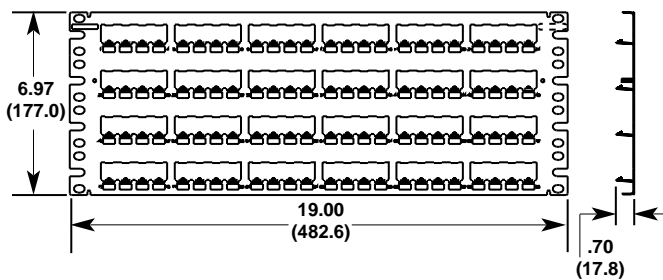
**CP48BL**



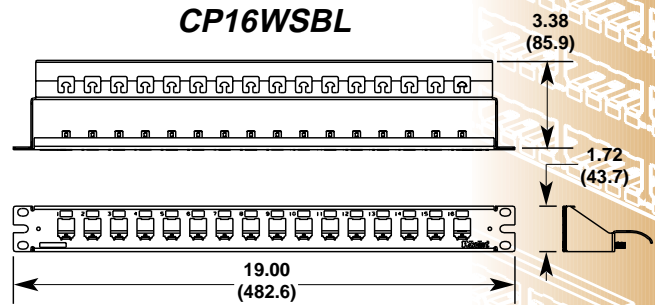
**CP72BL**



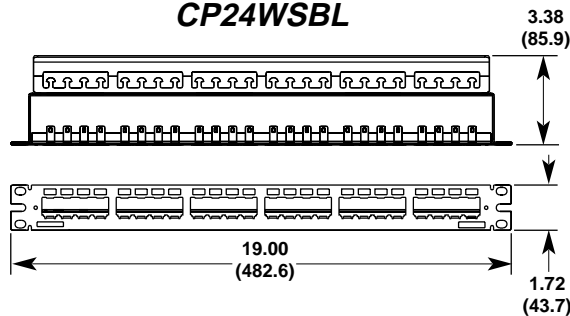
**CP96BL**



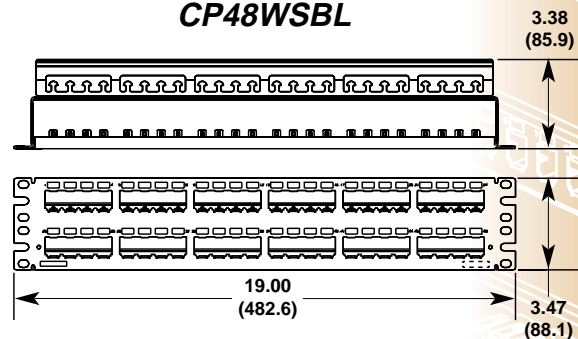
**CP16WSBL**



**CP24WSBL**



**CP48WSBL**



Dimensions are in inches (Dimensions in parentheses are metric)

Our products are warranted to be free from defects in material and workmanship at the time of sale but our obligation under this warranty is limited to the replacement of any product proved to be defective within 6 months (for product) or 90 days (for tools) from the date of delivery. Tool warranty is void if Panduit tools are modified, altered or misused in any way. Use of Panduit tooling with any product other than the specified Panduit products for which the tool was designed, constitutes misuse. Before using, user shall determine the suitability of the product for his intended use and user assumes all risk and liability whatsoever in connection therewith.

This warranty is made in lieu of and excludes all other warranties, expressed or implied. THE IMPLIED WARRANTIES OF MERCHANTABILITY AND FITNESS FOR A PARTICULAR USE ARE SPECIFICALLY EXCLUDED. Neither seller nor manufacturer shall be liable for any other injury, loss or damage whether direct or consequential, arising out of the use of, or the inability to use, the product. The information contained in this literature is based on our experience to date and is believed to be reliable. It is intended as a guide for use by persons having technical skill at their own discretion and risk. We do not guarantee favorable results or assume any liability in connection with its use. Dimensions contained herein are for reference purposes only. For specific dimensional requirements consult the factory. This publication is not taken as a license to operate under, or a recommendation to infringe any existing patents. This supersedes and voids all previous literature, etc.



WORLD HEADQUARTERS  
PANDUIT CORP.  
Tinley Park, Illinois, USA  
Phone: 888-506-5400, ext. 6914  
708-532-1800, ext. 6914  
Fax: 708-460-2897  
Email: info@panduit.com  
Internet: www.panduit.com/hcg

**For Pricing and Further Information —  
Contact your local authorized  
PANDUIT PAN-NET™ Distributor or Sales Office**

PANDUIT CANADA  
Div. of PANDUIT CORP.  
Markham, Ontario  
Phone: 905-475-6922

EUROPEAN HEADQUARTERS  
PANDUIT EUROPE LTD.  
London, UK  
Phone: 44(0) 208-601-7200

ASIAN HEADQUARTERS  
PANDUIT SINGAPORE PTE. LTD.  
Republic of Singapore  
Phone: (65) 379 6700

PANDUIT CORP.  
Japan Branch  
Phone (81) (3) 3767-7011

PANDUIT MEXICO/LATIN AMERICA  
& CARIBBEAN  
Phone: (52) 3 666-2501

PANDUIT (AUST.) PTY. LTD.  
Phone: (61) 3-9794 9020

WORLDWIDE SUBSIDIARIES AND SALES OFFICES



©PANDUIT Corp. 2001  
ALL RIGHTS RESERVED

SA-NC05SP01B  
Printed in U.S.A.