

APPLICATION

Leviton's Cat. No. ODS10-ID Decora Wall Switch Passive Infrared (PIR) Occupancy Sensor is used to provide automatic lighting control for energy savings and convenience in a variety of commercial applications, including:

- Small offices
- Conference rooms
- Lounges
- Class rooms

The ODS10-ID can be used for automatic switching of incandescent lamps and fluorescent and low-voltage lighting with electronic or magnetic ballasts. The unit also features a manual override switch that can be used to keep lights OFF while an area is occupied, which may be desired in conference rooms and other areas during slide or film presentations. The unit installs in place of a single-pole wall switch and fits in a standard wall box. The unit requires a ground connection.

OPERATION

The ODS10-ID uses passive infrared (PIR) detection technology to monitor a room for occupancy through a segmented Fresnel lens. This specialized lens divides the field of view into sensor zones. When a person passes into or out of a sensor zone, the sensor detects motion and switches the lights ON. The lights will remain ON as long as there is an occupant moving through the sensor zones.

A delayed-OFF time adjustment prevents the lights from switching OFF when the space is occupied. In order to keep the lights ON, a person must pass through a sensor zone at least once during the selected delayed-OFF time interval. An LED indicator blinks each time the unit detects activity in the sensor zones. When the space being monitored by the sensor is unoccupied for the length of time chosen as the delayed-OFF interval, the unit will switch the lights OFF.

To ensure longer service life and compatibility with electronic ballasts, the device carefully times its switching contact opening and closing with the zero crossing point of the AC power curve. This minimizes contact wear caused by in-rush currents from electronic ballasts.

Push-button Manual Override Control

For manual control, the ODS10-ID features a convenient push-button switch. If the lights are OFF, pressing the button will turn lights ON and keep them ON for as long as the room is occupied. The lights will be turned OFF once the room is vacant, after the delayed-OFF time expires. If the lights are ON, pressing the button will turn lights OFF and keep them OFF even if the room



Cat. No. ODS10-ID

is occupied. This feature is particularly useful for slide or film presentations. The lights can be turned back ON by simply pressing the button. The unit will then return to normal operation. If the button is not pressed to turn the lights back ON and the unit does not detect any motion during the delayed-OFF time interval, the lights will remain OFF. The unit then returns to normal operation where the lights will remain OFF until it detects occupancy and automatically switches lights ON.

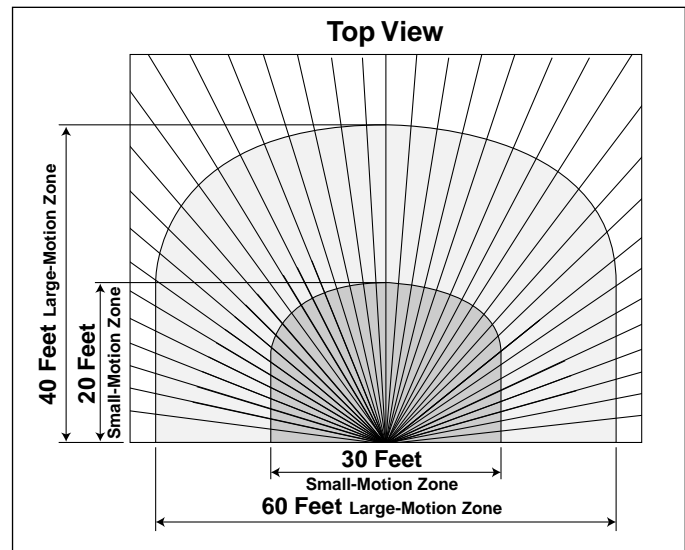
Manual-ON/Auto-OFF Mode

In this mode, the unit will not turn lights ON automatically when motion is detected. Lights can only be turned ON by manually pressing the push-button. The lights will remain ON as long as the unit detects activity in the sensor zones. The ODS10-ID will shut lights OFF automatically after the space becomes unoccupied and the delayed-OFF time expires. Lights can also be turned OFF manually at any time by pressing the push-button. This mode is ideal for areas where manual ON switching is required but automatic OFF switching is desired for energy savings.



FIELD OF VIEW

The ODS10-ID provides a 180° field of view with a maximum coverage area of approximately 2100 square feet. The maximum sensing distance in front of the sensor is 40 feet, and at each side is 30 feet. A "small-motion" zone detects relatively small body movements and allows the lights to stay ON even though a person may not be moving or walking around the room. The remainder of the field of view, the "large-motion" zone, exhibits a lesser degree of sensitivity and requires larger movements.



ENHANCED ADJUSTMENT OPTIONS

The ODS10-ID will deliver optimum performance in a wide variety of commercial applications. There are optional adjustments for sensitivity, ambient light override, delayed-OFF time, and field-of-view. These adjustments will customize the performance to meet the needs of a specific installation. To avoid tampering, all adjustments can only be accessed by removing the control panel cover. A small flat-head screwdriver can be used to adjust the control knobs, and the field-of-view blinders are finger-tip operated. Controls are labeled as follows:

Blinders

Integral sliding blinders on each side of the lens may be used to restrict the 180° field of view down to 32°. This will prevent unwanted detection in areas such as hallways.

Time

The delayed-OFF time is preset at 10 minutes. A choice of four delayed-OFF time settings is available: 30-seconds (for walking test purposes only), 10 minutes, 20 minutes, and 30 minutes.

Range

Reducing the coverage range allows the unit to ignore motion at the far end of its range and avoid unnecessarily switching lights ON. The range can be adjusted from 100% to 36% of the total coverage area.

Light

To maximize energy savings in some installations, the ambient light override feature will prevent the sensor from switching lights ON when there is ample natural sunlight, regardless of occupancy. This adjustment should be made when the ambient light is at the level where no artificial light is needed.

The ODS10-ID is factory preset without any ambient light override in effect. This means the unit will switch lights ON when it detects occupancy, regardless of the amount of natural sunlight present.



SPECIFICATIONS:

The device listed herein shall be Leviton Commercial Specification Grade Decora Wall Switch Occupancy Sensor, capable of detecting infrared emissions from human presence and responding by switching incandescent, low-voltage, and fluorescent lighting loads on. If this unit does not detect movement after a present period of time, it will respond by switching its assigned load off. The unit shall switch at the zero crossing point of the AC power curve to ensure maximum relay contact life and compatibility with electronic ballasts.

Wall Switch Occupancy Sensor shall be equipped with a push-button to provide manual on/off switching. Leviton Decora Wall Switch Occupancy Sensor shall feature adjustable delayed-OFF time and ambient light override capabilities. Unit shall also provide sensitivity adjustment and integral sliding blinders to customize the horizontal field of view. Unit shall be capable of providing optional manual-on/automatic-off operation.

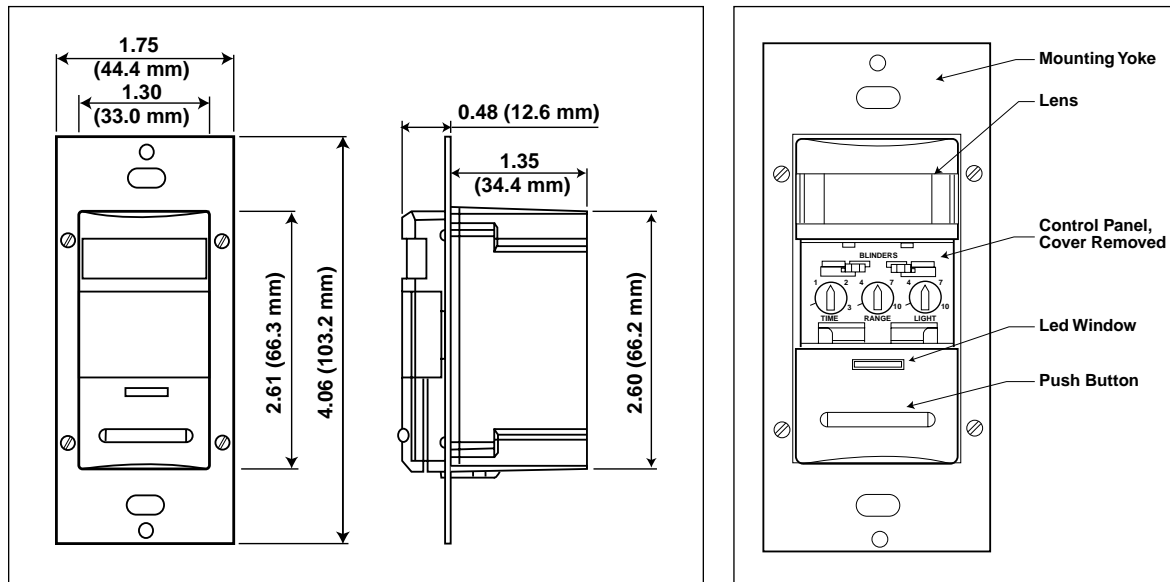
FEATURES AND BENEFITS

- New, low-profile design eliminates obtrusive "scanning-device" look. Elegant Decora styling complements any interior; uses Decora wallplates and coordinates with Leviton's popular line of Decora wiring devices.
- 180° field-of-view provides approximately 2100 square feet of coverage suitable for small offices, conference rooms, class rooms, lounges and a variety of commercial areas.
- Convenient push-button provides manual ON/OFF light switching at any time.
- Segmented Fresnel lens provides optimum sensitivity and performance. Designed with an extensive "small motion" area where even slight body movements will be detected.

- Horizontal field of view may be adjusted between 180° and 32° of arc by using integral blinders located on either side of the lens.
- Optional manual adjustment for delayed-OFF time settings of 30 seconds (for walking test), 10 minutes, 20 minutes and 30 minutes. Allows customized adjustments to maximize energy savings.
- Adjustable Ambient Light Override ranges from approximately 2 foot-candles (2 lux) to 500+ foot-candles (500+ lux) to prevent lights from turning ON automatically during periods of ample natural light, increasing energy savings.
- Manual-ON/Automatic-OFF mode for installations where manual ON switching is required but automatic OFF switching is still desired for energy savings.
- LED indicator light flashes when sensor detects motion to verify detection is active.
- One unit can be used for either 120V or 277V lighting. Compatible with both electronic and magnetic ballasts.
- Relay switches at the zero crossing point of the AC power curve to ensure maximum contact life and compatibility with electronic ballasts.
- Fits in standard wallbox and replaces single-pole wall switch. Gangable with other units.
- UL Listed and CSA Certified, complies with California Title 24 Energy Code and FCC regulations
- Limited Five-Year Warranty



DIMENSIONAL DIAGRAMS



Cat. No. ODS10-ID

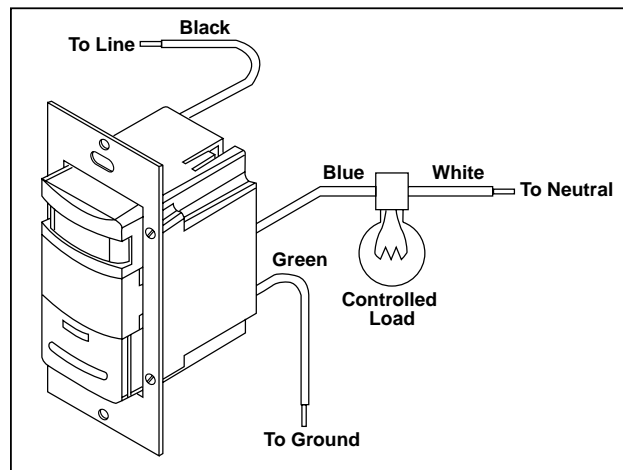
Decora Wall Switch Occupancy Sensor

ODS10-ID

INSTALLATION

The ODS10-ID may replace a single-pole wall switch mounted in a standard wallbox. The unit must be properly grounded in order to operate. The unit's integral blinders may be used to restrict the field of view to prevent unwanted detection of hallway traffic. It should be positioned at least 4 feet away from HVAC registers. Note that whenever the unit is powered up, it will take approximately one minute to begin normal operation.

WIRING DIAGRAM



Cat. No. ODS10-ID

PHYSICAL SPECIFICATIONS

Operating Temperature Range	0°C to 50°C
Storage Temperature Range	-10°C to 85°C
Relative Humidity	20% to 90% non-condensing
Agency Approval	UL Listed/CSA Certified Complies with California Title 24 Energy Code Complies with FCC Regulations

ELECTRICAL REQUIREMENTS

Line Voltage	120/277 VAC
Operational Frequencies	60Hz
Wire Designation	Line—Black Load —Blue Ground—Green
Load Rating	Fluorescent: 1200VA @ 120V 2700VA @ 277V Incandescent: 800W @ 120V Motor: 1/4 HP @ 120V

ORDERING INFORMATION

Cat. No. Ivory	Cat. No. White	Cat. No. Gray	Cat. No. Almond	Description
ODS10-IDI	ODS10-IDW	ODS10-IDG	ODS10-IDA	Decora Wall Switch Occupancy Sensor, 120/277V rating



Visit our Website at: www.leviton.com

Leviton Mfg. Co., Inc. 59-25 Little Neck Pkwy • Little Neck, NY 11362-2591 • Tech Line: 1-800-824-3005 • Fax: 1-800-832-9538

