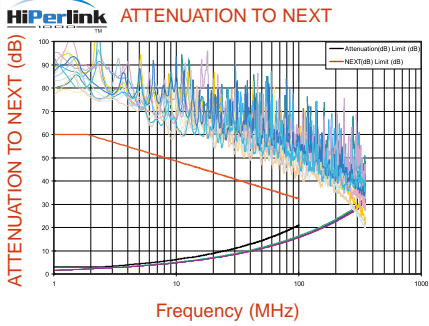
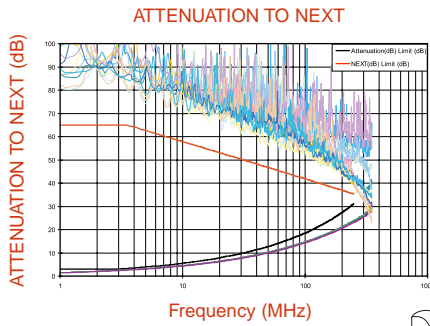
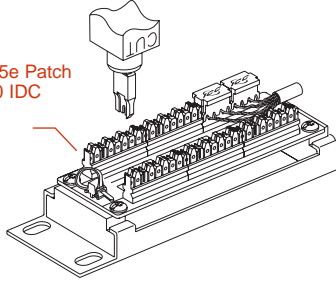




Category 6 & Category 5e Patch Panels



CAT 6 and CAT 5e Patch Panels have 110 IDC Terminations



WIRING CHARTS

Color Code	Pairs	T568B WECO	T568A
	1	5 4	5 4
	2	1 2	3 6
	3	3 6	1 2
	4	7 8	7 8

Custom Solutions

Installation Benefits

- Engineered and Tested to Provide Maximum Performance Exceeding Industry Standards
- Backward Compatible
- Color-Coded Labeling Inserts on the Rear Mounted 110 IDC Provides Quick Circuit Recognition for T-568-A and T-568-B Wiring



ICMPP12V60



NEW CAT 6 Patch Panel Vertical

Designed for high-speed data.

PART NUMBER	DESCRIPTION
ICMPP12V60	12-Port, 110-Type



ICMPP0245E



CAT 5e Patch Panel

Exceeds TIA/EIA CAT 5e standards. Includes #12 rack screws.

PART NUMBER	DESCRIPTION
ICMPP0245E	24-Port, 1 RMS



ICMPP02460



NEW CAT 6 Patch Panel

Designed for high-speed data. Includes #12 rack screws.

PART NUMBER	DESCRIPTION
ICMPP02460	24-Port, 1 RMS



ICMPP0485E



CAT 5e Patch Panel

Exceeds TIA/EIA CAT 5e standards. Includes #12 rack screws.

PART NUMBER	DESCRIPTION
ICMPP0485E	48-Port, 2 RMS



ICMPP04860



NEW CAT 6 Patch Panel

Designed for high-speed data. Includes #12 rack screws.

PART NUMBER	DESCRIPTION
ICMPP04860	48-Port, 2 RMS



ICMPP0725E



CAT 5e Patch Panel

Exceeds TIA/EIA CAT 5e standards. Includes #12 rack screws.

PART NUMBER	DESCRIPTION
ICMPP0725E	72-Port, 3 RMS



ICMPP12V5E



CAT 5e Patch Panel Vertical

Exceeds TIA/EIA CAT 5e standards.

PART NUMBER	DESCRIPTION
ICMPP12V5E	12-Port



ICMPP0965E



CAT 5e Patch Panel

Exceeds TIA/EIA CAT 5e standards. Includes #12 rack screws.

PART NUMBER	DESCRIPTION
ICMPP0965E	96-Port, 4 RMS

