

Pan-Way® T-70 Surface Raceway System

specifications

T-70 non-metallic multi-channel capable surface raceway shall be used to route, protect, and conceal data, voice, video, fiber optic and power cabling. The raceway shall be listed as suitable for use in applications up to 600 volts between conductors by Underwriters Laboratories, Inc. per standard 5A, and by Canadian Standards Association, Inc. per 22.2 no. 62.1-03, when screw secured and installed per instructions. A full complement of fittings with a 1" minimum bend radius compliant with TIA/EIA-568-B, must be available as well as device brackets and internal junction boxes to install a variety of communication and electrical devices. Divider walls must be available to form separate channels in the multi-channel raceway. "Snap-on" faceplates for data and power terminations shall be available. An offset box shall be available, with versions for Panduit "snap-on" as well as "screw mount" faceplates, for mounting the power receptacle outside of the raceway channel. T-70 raceway will be manufactured from impact-resistant material with flammability rating of V-0. T-70 raceway must be tamper resistant yet, also allow access for moves, adds and changes. T-70 raceway finish shall be pure color and will resist scratches and dents and will not peel or corrode. T-70 raceway shall be available in four standard colors and shall be optimized for use with the Panduit® Pan-Net® Communication System.



technical information

Material:	Rigid PVC
Flammability:	UL94V-0; FT4
Voltage rating:	UL-5A 600VAC; CSA C22.2 No. 62.1-03 600V
Approvals:	UL Listed 95425 (raceway); UL Listed E116129 (fittings)
NEC:	Article 388
Color:	Off White (IW), Electrical Ivory (EI), White (WH). International Gray (IG) available in 8' lengths only.
CSI spec form:	LP-CSISPEC-T70-1

key features and benefits

1" bend radius control fittings	Cables in the raceway will satisfy the minimum 1" bend radius requirement, preventing the potential degradation of cable performance; meets TIA/EIA standard and many warranty requirements
Snap-on faceplates	Faceplates snap directly onto the raceway base; cabling can be quickly accessed by removing only the faceplate, which requires less labor and lowers the cost of maintenance
Channel has a 70mm opening	Accepts any manufacturer's NEMA standard snap-on or screw-on power or communication faceplates
Highly tamper resistant	Very difficult for untrained personnel to enter the raceway or remove faceplates; provides maximum security for communication cabling and maximum safety for power cabling
Non-metallic construction	Lightweight reduces installer fatigue; solid color throughout profile will not chip peel, rust, corrode, or scratch; easy to cut reducing the need for special cutting devices; high impact resistance; durable
Designer profile	Aesthetically pleasing and matches a wide variety of decors
Available in four standard colors	Matches a variety of colors for various applications

applications

Pan-Way® T-70 Non-Metallic Surface Raceway is a multi-channel channel raceway which provides solutions for routing low voltage, fiber optic and/or power cabling along perimeter walls. T-70 raceway can mount NEMA standard screw-on faceplates or

superior Pan-Way® Snap-On Faceplates directly to the channel. T-70 features the Workstation Outlet Center™ Offset Box, which provides an offset solution to maximize channel capacity and outlet density.

Pan-Way® T-70 Raceway

Raceway Base	
6 feet:	T70BIW6
8 feet:	T70BIW8
10 feet:	T70BIW10
Raceway Cover	
6 feet:	T70CIW6
8 feet:	T70CIW8
10 feet:	T70CIW10
Divider Wall	
6 feet:	T70DW6
8 feet:	T70DW8
10 feet:	T70DW1

T-70 Raceway Fittings and Accessories

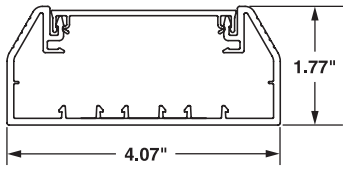
Base coupling:	T70BCIW-X
Cover coupling:	T70CCIW-X
Outside corner fitting:	T70OCIW
Inside corner fitting:	T70ICIW
Right angle fitting:	T70RAIW
End cap fitting:	T70ECIW
Entrance end fitting:	T70EEIW
Tee fitting:	T70TIW
Insert for tee fitting:	T70TD
Transition fitting base/cover:	T70TRIW
Transition fitting cover only:	T70TRCIW
Wire retainer:	T70WR-X
Device bracket:	T70DB-X
Standard faceplate bracket:	T70SDB-X
Three sided hanging box:	T70HB3-X
GFCI three sided hanging box:	T70HB3GFCI-X
Hanging box:	T70HB-X
Workstation Outlet Center™ Offset Box:	T70WCIW
Workstation Outlet Center™ Offset Box:	T70WC2IW
Backfeed fitting:	T70BFIW
Backfeed fitting insert:	T70BFI
Fiberspool bracket (two halves):	T70FSB

For standard colors other than IW (Off White), replace IW in part number with EI (Electrical Ivory), WH (White) or IG (International Gray). IG (International Gray) is available in 8' lengths only.

Pan-Way® T-70 Surface Raceway System

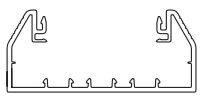
Wire Fill

Raceway Type and Configuration	Fill Area (in ²)	Electrical Cables			Data Grade Cables												Coax Cables				Fiber Optic Cable																	
		14 AWG	12 AWG	10 AWG	24 AWG	24 AWG	24 AWG	24 AWG	24 AWG	24 AWG	24 AWG	24 AWG	24 AWG	24 AWG	24 AWG	24 AWG	24 AWG	24 AWG	24 AWG	24 AWG	24 AWG	24 AWG	24 AWG	24 AWG	24 AWG	24 AWG	24 AWG	24 AWG	24 AWG	24 AWG	24 AWG	24 AWG	24 AWG	24 AWG	24 AWG	24 AWG	24 AWG	24 AWG
		THHN/THWN/T90			Cat. 5e - Plenum	Cat. 5e - Riser	Cat. 6	Cat. 6A	Cat. 6A	Cat. 6A	Cat. 6A	Cat. 6A	Cat. 6A (SD)	RG6	RG59/u	2 Strand																						
		0.111	0.130	0.164	DIA = 0.193	DIA = 0.225	DIA = 0.240	DIA = 0.289	DIA = 0.300	DIA = 0.330	DIA = 0.240	DIA = 0.275	DIA = 0.242	DIA = 0.175																								
		FILL			FILL	FILL	FILL	FILL	FILL	FILL	FILL	FILL	FILL	FILL	FILL	FILL	FILL	FILL	FILL	FILL	FILL	FILL	FILL	FILL	FILL	FILL	FILL	FILL	FILL	FILL	FILL	FILL	FILL	FILL	FILL	FILL	FILL	
		MAX	MAX	MAX	SPEC	MAX	SPEC	MAX	SPEC	MAX	SPEC	MAX	SPEC	MAX	SPEC	MAX	SPEC	MAX	SPEC	MAX	SPEC	MAX	SPEC	MAX	SPEC	MAX	SPEC	MAX	SPEC	MAX	SPEC	MAX	SPEC	MAX	SPEC	MAX	SPEC	MAX
T-70: No devices	5.15	24	20	15	70	105	51	77	45	68	31	47	29	43	24	36	45	68	34	52	44	67	85	128														
T-70: Power and data using the three-sided hanging box and device bracket	0.86	14	11	7	**	**	**	**	**	**	**	**	**	**	**	**	**	**	**	**	**	**	**	**														
	1.72	**	**	**	23	35	17	25	15	22	10	15	9	14	8	12	15	22	11	17	14	22	28	42														
T-70: Data only (Screw-On Faceplates)	3.67	**	**	**	50	75	36	55	32	48	22	33	20	31	17	25	32	48	24	37	31	47	61	91														
T-70: Data only (Snap-On Faceplates)	4.71	**	**	**	64	96	47	71	41	62	28	43	26	39	22	33	41	62	31	47	40	61	78	117														
T-70: Power and data using the Workstation Outlet Center™ Offset Box	0.91	14	11	7	**	**	**	**	**	**	**	**	**	**	**	**	**	**	**	**	**	**	**	**														
	3.12	**	**	**	42	63	31	47	27	41	19	28	17	26	14	21	27	41	21	31	27	40	51	77														




T-70
Internal Area = 5.15 Sq. In.

T-70 Raceway



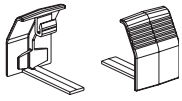
T70B



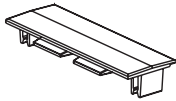
T70C

Pan-Way® T-70 Surface Raceway System

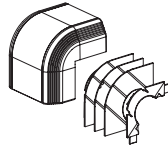
Fittings and Accessories



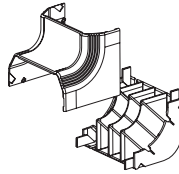
T70BC-X



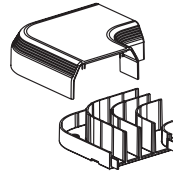
T70CC-X



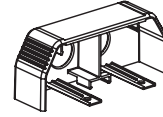
T70OC



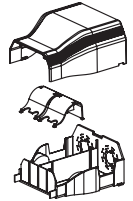
T70IC



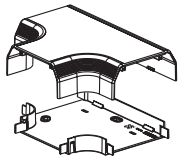
T70RA



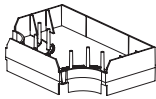
T70EC



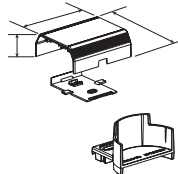
T70EE



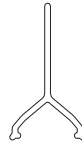
T70T



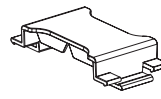
T70TD



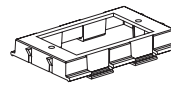
T70TR
T70TRC



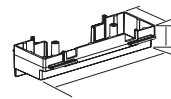
T70DW



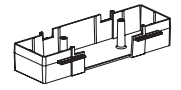
T70WR-X



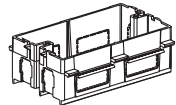
T70DB-X



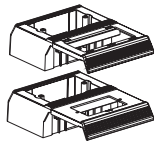
T70HB3-X



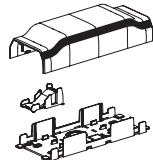
T70HB3GFCI-X



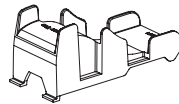
T70HB-X



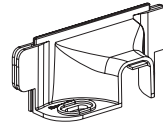
T70WC
T70WC2



T70BF



T70BFI



T70TRI



T70SDB-X



T70FSB

WORLDWIDE SUBSIDIARIES AND SALES OFFICES

PANDUIT CANADA
Markham, Ontario
cs-cdn@panduit.com
Phone: 800.777.3300

PANDUIT EUROPE LTD.
London, UK
cs-emea@panduit.com
Phone: 44.20.8601.7200

PANDUIT SINGAPORE PTE. LTD.
Republic of Singapore
cs-ap@panduit.com
Phone: 65.6305.7575

PANDUIT JAPAN
Tokyo, Japan
cs-japan@panduit.com
Phone: 81.3.6863.6000

PANDUIT LATIN AMERICA
Guadalajara, Mexico
cs-la@panduit.com
Phone: 52.33.3777.6000

PANDUIT AUSTRALIA PTY. LTD.
Victoria, Australia
cs-aus@panduit.com
Phone: 61.3.9794.9020

For a copy of Panduit product warranties, log on to www.panduit.com/warranty

For more information

Visit us at www.panduit.com

Contact Customer Service by email: cs@panduit.com
or by phone: 800.777.3300

©2015 Panduit Corp.
ALL RIGHTS RESERVED.
SRSP22--WW-ENG
Replaces WW-SRSP12
1/2015