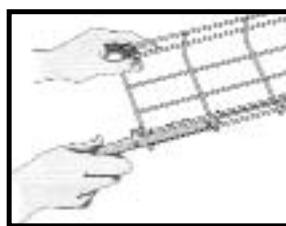
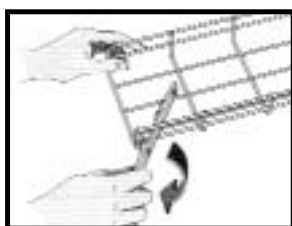


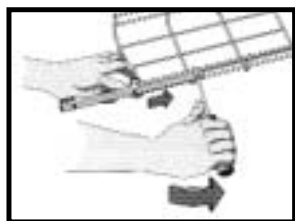
# Preclick Splice

**EZTray™**

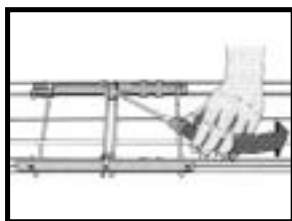
- Splices are quick and easy with the Preclick Splice system. Only a screw driver is required to snap the splices in place.
- Only 2 splices per joint are needed for 12" tray widths or less. (For use with wider tray widths contact Cablofil, Inc., 800-658-4641.)
- Allows for a fast and easy installation without special tools.
- Allows for additional bolt connections at a later date.
- Square hole allows for grounding screws and/or bolted connections.
- For widths from 2"-12".



① - ③ Snap a PreClick on each length of EZ Tray to be joined.



④ Snap in place with a screw driver or a simple "tap" on the end

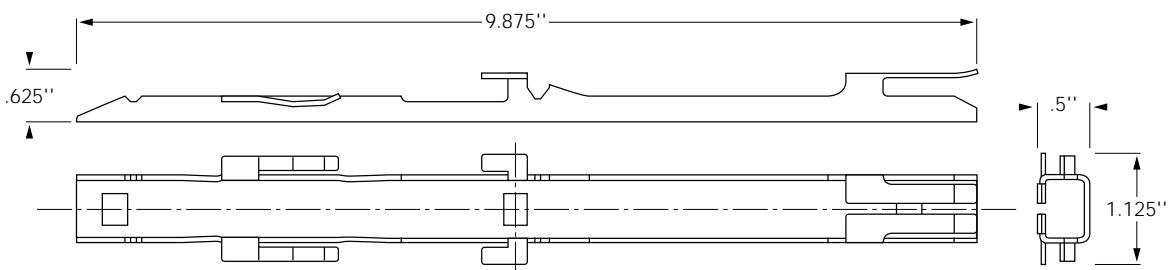
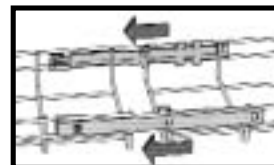
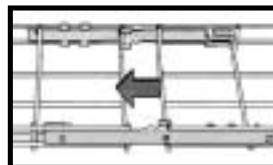
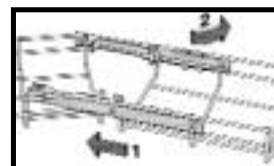
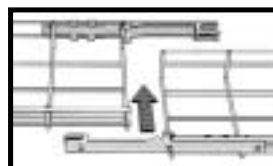


⑤ Use a screw driver to remove Preclick

Join both lengths of EZ Tray and snap in place.

Technique 1

Technique 2



**CABLOFIL**  
INNOVATORS IN CABLE MANAGEMENT

Part #	Description	lb.	Pk. qty.
Preclick	Preclick Speed Splices	1.4	8pc.

tel 618-566-3230  
800-658-4641  
fax 618-566-3250  
www.cablofil.com