
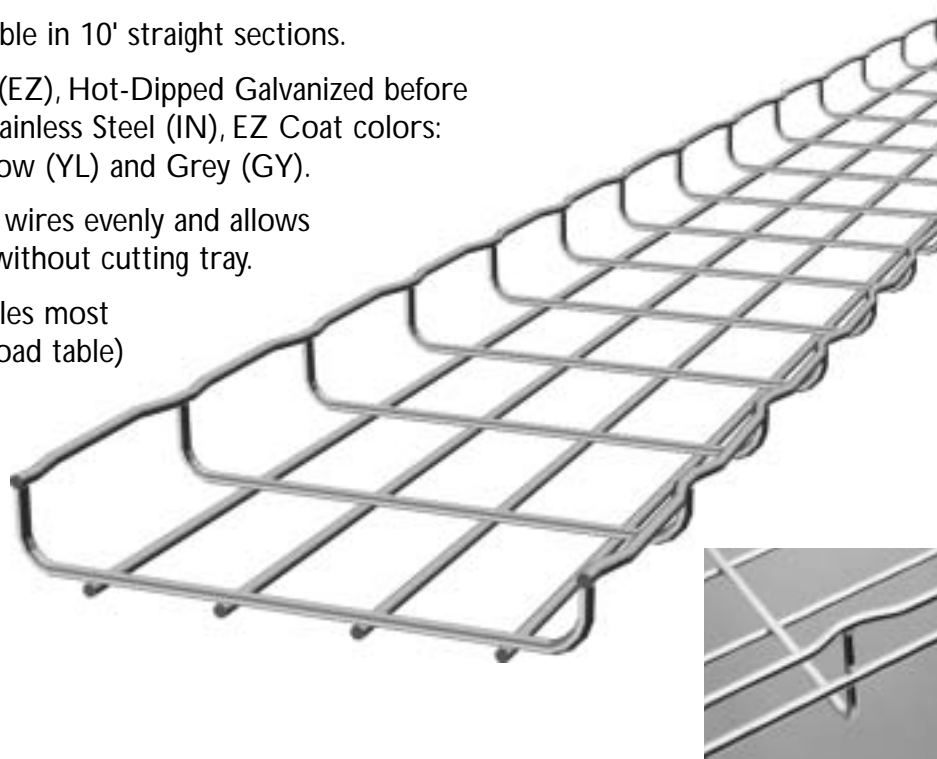


# CF 30 – 1 1/2" Deep Tray

**EZTray™**

- 1 1/2" Deep Tray is available in 10' straight sections.
- Available in Electro Zinc (EZ), Hot-Dipped Galvanized before fabrication (GC), 316L Stainless Steel (IN), EZ Coat colors: Black (BL), Red (RD), Yellow (YL) and Grey (GY).
- 2"x4" wire grid supports wires evenly and allows easy dropout for cables without cutting tray.
- Welded wire design handles most load requirements. (see load table)
- Wire tray design resists dirt and dust build up.
- "Safe-T-Edge" design eliminates sharp edges – is easy on installers and cables.



Cablofil's "Safe-T-Edge"

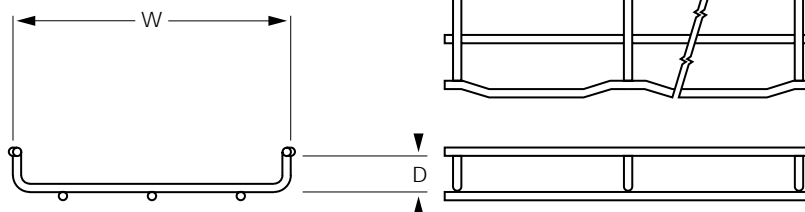
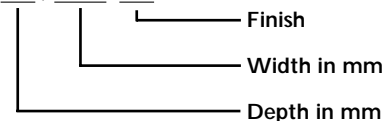
Part #	Tray Configuration	D	W	lb.	No. of Cat 5 Cable at 100% fill
CF 30/50 EZ*		1.5"	2"	4.3	50
CF 30/100 EZ		1.5"	4"	5.1	105
CF 30/150 EZ		1.5"	6"	6.4	161
CF 30/200 EZ		1.5"	8"	7.7	216
CF 30/300 EZ		1.5"	12"	10.3	327

Note: English dimensions are nominal. Metric dimensions are exact.

\* No safety edge on these items.

Our part number makes it easy to identify tray size and finish.

CF XX / XXX XX



**CABLOFIL** <sup>INC.</sup>

INNOVATORS IN CABLE MANAGEMENT

tel 618-566-3230  
800-658-4641  
fax 618-566-3250  
www.cablofil.com