

HUBBELL

Hubbell Premise Wiring

NEXT FRAME™

*Advanced Horizontal Cable
Management Framework
for the Cross Connect*



Sold by:

 TWAcomm.com
<http://www.TWAcomm.com>
Toll Free: (877) 892-2666



Hubbell Premise Wiring

NEXTFRAME™ Setting New Standards for Cable Management

The NEXTFRAME™ cable management system by Hubbell Premise Wiring provides a unique cable management framework for the cross connect.

Developed by Hubbell to reduce installation time, maximize reliability, and increase flexibility, the NEXTFRAME™ system is the first modular cable management system! NEXTFRAME™ reduces installation time to the barest minimum, because components easily snap together.

All NEXTFRAME™ snap fits are secure, rugged, and reliable. NEXTFRAME™ relies solely on steel construction - no plastic parts to wear or break. NEXTFRAME™ provides unmatched flexibility. The flexibility of this system allows for upgrades as your cross connect needs change.

NEXTFRAME™ adapts to changing cable volumes and transition locations, always providing a T568 compliant structure for organizing incoming backbone cabling and patch cords.

Basic NEXTFRAME™ components assembled on-site build particular organizers to meet special installation needs. The assemble-to-order nature of NEXTFRAME™ also means that you pay only for the features you need as you need them.

NEXTFRAME™ grows as your cross connect grows.



Hubbell Premise Wiring

Choose a System That Grows as Your Cross Connect Grows


1 Choose Panel Style

Enhanced



- 7-rings
- 6 pass-through holes
- These panels can be upgraded through the use of accessories

Duct



- 7-rings
- 6 pass-through holes
- Hinged front cover
- Conceals patch cords and enhances the network appearance

Basic



- 4-rings
- Solid panel
- Use when accessories or pass-thru holes are not required

2 Choose Panel Size

Panel Width	Panel Height	Ring Depth
19"	1.75"	1.75"
23"	3.50"	3.50"
	5.25"	6.00"


3 Choose Accessories

Do you require rear cable management?




Rear Wire Frame

Do you require vertical wire management?




Vertical Rings

Do you require a cover to conceal patch cords or cables on front or rear?



Hinged Cover

Does the horizontal to vertical bend radius of cable concern you?



Transition Spools

Sold by:



http://www.TWAcomm.com
Toll Free: (877) 892-2666



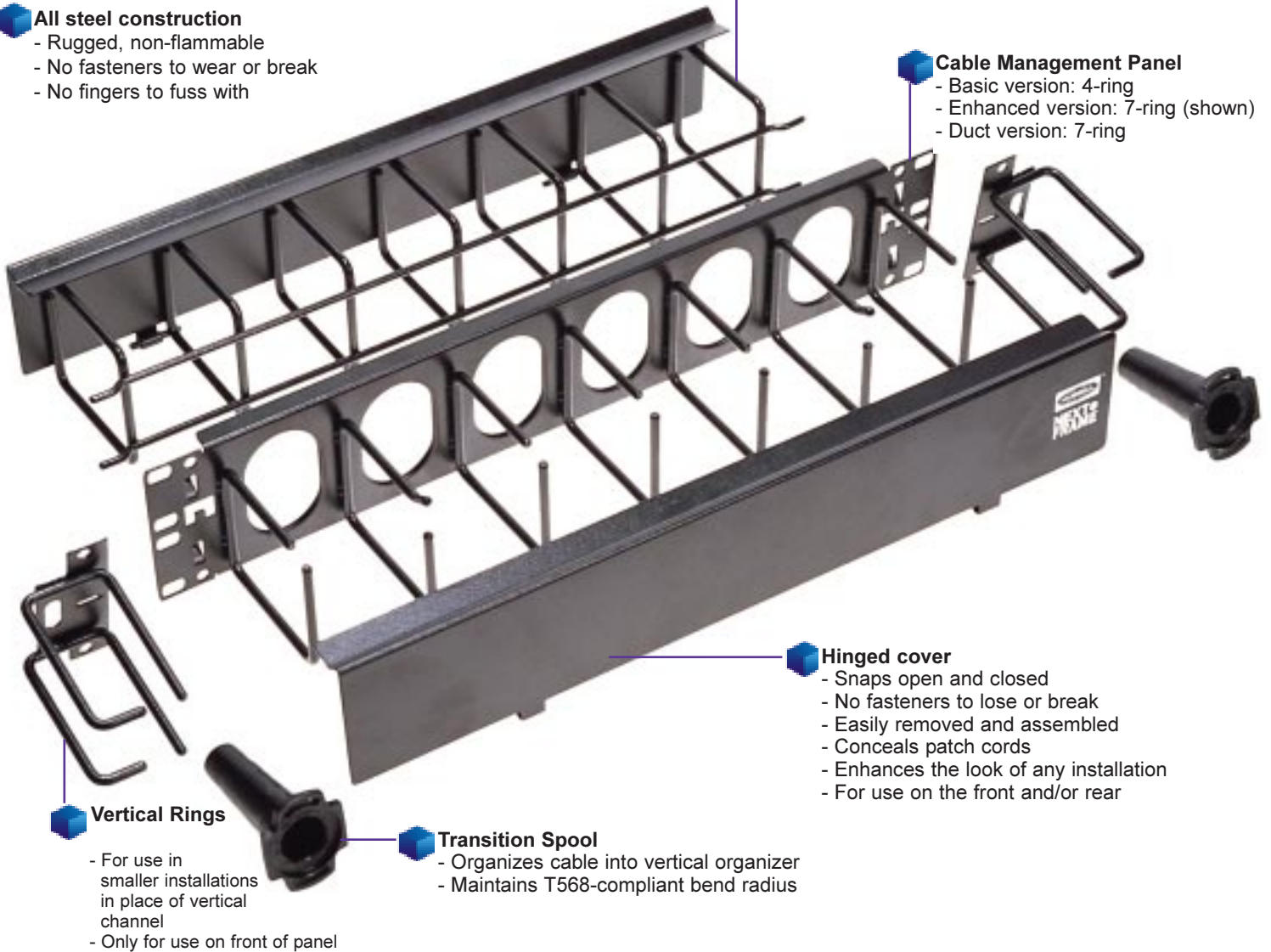
Simple, Rugged, Flexible



- All steel construction**
 - Rugged, non-flammable
 - No fasteners to wear or break
 - No fingers to fuss with

- Rear Cable Organizer**
 - Organizes horizontal cable terminated on rear of patch panel
 - Clips on to rear of panel without the use of tools

- Cable Management Panel**
 - Basic version: 4-ring
 - Enhanced version: 7-ring (shown)
 - Duct version: 7-ring



- Vertical Rings**
 - For use in smaller installations in place of vertical channel
 - Only for use on front of panel

- Transition Spool**
 - Organizes cable into vertical organizer
 - Maintains T568-compliant bend radius

- Hinged cover**
 - Snaps open and closed
 - No fasteners to lose or break
 - Easily removed and assembled
 - Conceals patch cords
 - Enhances the look of any installation
 - For use on the front and/or rear

FEATURES	BENEFITS
■ Modular cable management system	➤ Reduces installation time and maximizes flexibility by combining components
■ All steel construction	➤ Rugged, non-flammable; no plastic parts to wear or break
■ 7-ring duct-style available	➤ More space than traditional finger duct to connect patch cords to hubs
■ Pass-through holes	➤ Easy access - allows patch cords to connect at rear of hubs
■ Rolled edge design	➤ Integral - no grommet to fall off; prevents cable chafing
■ Covers assemble to panel easily	➤ Snaps closed - no fasteners to lose or or break; no fingers to tuck
■ Round steel rod design	➤ Rounded edges - same as plastic organizer - with the superior strength of steel
■ Universal applications	➤ Can be used on all our racks, wall mount cabinets, and full size enclosures

Choosing a System is as E



1 Panel Style




2 Panel Size



3 Accessories - Use Next

Enhanced



Panel Features	Dimensions*				Panel Catalog Number	Vertical Rings	Transition Spool
	Rack Width	Rack Units	Panel Height	Ring Depth			
■ 7-rings	19"	1U	1.75"	3.50"	HC119ME3N	-	HCSPL310
■ 6 pass-through holes	19"	1U	1.75"	6.00"	HC119ME6N	-	HCSPL610
■ These panels can be upgraded through the use of accessories	19"	2U	3.50"	3.50"	HC219ME3N	HC23VR	HCSPL310
	19"	2U	3.50"	6.00"	HC219ME6N	HC26VR	HCSPL610
	19"	3U	5.25"	3.50"	HC319ME3N	HC23VR	HCSPL310
	19"	3U	5.25"	6.00"	HC319ME6N	HC26VR	HCSPL610

Duct



Panel Features	Dimensions*				Panel Catalog Number	Vertical Rings	Transition Spool
	Rack Width	Rack Units	Panel Height	Ring Depth			
■ 7-rings	19"	1U	1.75"	1.75"	HC119CE1N	-	HCSPL110
■ 6 pass-through holes	19"	2U	3.50"	1.75"	HC219CE1N	HC23VR	HCSPL110
■ Hinged front cover	19"	2U	3.50"	3.50"	HC219CE3N	HC23VR	HCSPL310
■ Conceals patch cords and enhances the network appearance	19"	2U	3.50"	6.00"	HC219CE6N	HC26VR	HCSPL610
	19"	2U	3.50"	3.50"	HC219CR3N	HC23VR	HCSPL310
	19"	2U	3.50"	3.50"	HC219CC3N	HC23VR	HCSPL310
	19"	3U	5.25"	3.50"	HC319CE3N	HC23VR	HCSPL310
	19"	3U	5.25"	6.00"	HC319CE6N	HC26VR	HCSPL610

Basic



Panel Features	Rack Width	Rack Units	Dimensions*		Panel Catalog Number
			Panel Height	Ring Depth	
■ 4-rings	19"	1U	1.75"	3.50"	HC119MS3N
■ Solid panel ■ Use when accessories or pass-thru holes are not required	19"	2U	3.50"	1.75"	HC219MS1N
	19"	2U	3.50"	3.50"	HC219MS3N
	23"	2U	3.50"	1.75"	HC223MS1N

The Basic Panel does not accept accessories - Use the Basic Panel when accessories or pass-through holes are not required - otherwise choose the Enhanced or the Duct panels shown above.

* All dimensions are nominal and for reference only.



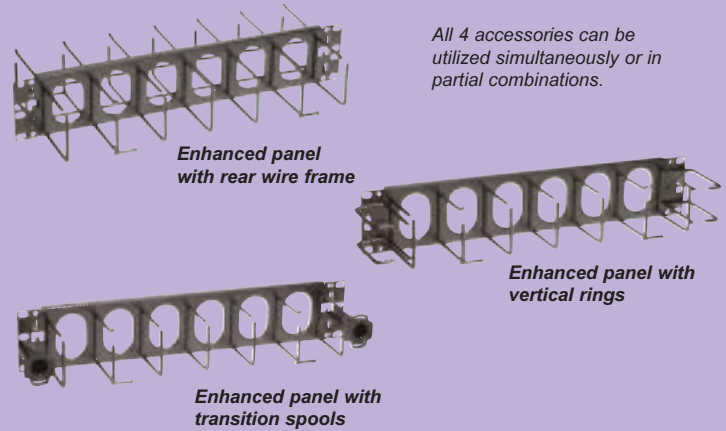
Easy as 1, 2, 3 . . .



Frame Accessories with the Enhanced and Duct styles only.


Rear Wire Frame	Hinged Cover	
	Front	Rear
-	HC119C	-
-	HC119C	-
HC33WF	HC219C	HC219C
HC36WF	HC219C	HC219C
HC33WF	HC319C	HC219C
HC36WF	HC319C	HC219C

Enhanced Panel Configuration Examples



Rear Wire Frame	Rear Hinged Cover
HC33WF	HC219C
HC33WF	HC219C
HC36WF	HC219C
Included	Included
Included	Included
HC36WF	HC219C
HC36WF	HC219C

Duct Panel Configuration Examples



All accessories can be utilized in various combinations for the Enhanced and Duct style panels.



1U, 2U, and 3U rack position organizers available (duct style shown)

NEXT FRAME™

For more information on NextFrame products, call Hubbell Premise Wiring
1-800-626-0005

HUBBELL

Hubbell Premise Wiring The Choice for Cable Management Products



Cable Management-Voice/Data Relay Rack

7'H x 19"W Rack with Vertical Cable Channels in a complete kit.

Rack Color	Channel Width	Covers	Catalog Number
Black	6"	Yes	CR1976
Black	3"	No	CR1973
Mill	6"	Yes	CR1976A
Mill	3"	No	CR1973A

19" Rack

Height	Rack Units	Material	Finish	
84"	45	Extruded aluminum	Black powder-coat	HPW84RR19
84"	45	Extruded aluminum	Mill finish	HPW84RR19ML

Cable Channel

Height	Rack Units	Material	Finish	
84"	45	14 ga Steel	Black powder-coat	VC76
84"	45	14 ga Steel	Aluminum color powder-coat	VC76A

Center-weighted shelf

Dimensions	Material	Finish	
3.5"H x 17"W x 19"D	16 ga steel	Black polyurethane	MCCCWS19

Cantilevered shelf

Dimensions	Material	Finish	
3.5"H x 17"W x 14"D	Solid 16 ga steel	Black polyurethane	MCCCS19
3.5"H x 17"W x 14"D	Perforated 16 ga steel	Black polyurethane	MCCCS19P

For other sizes and colors - contact factory.

Other Products from Hubbell



FIBER OPTIC



PLATES



CABINETS



DELIVERY



JACKS



CROSS CONNECT



HOUSINGS



SURGE/TOOLS/
TESTERS



Full Line
Catalog



Quick
Reference
Guide

Contact Hubbell Premise Wiring today for more information on our complete product offering at:
1-800-626-0005 or visit our web site at: <http://www.hubbell-premise.com>



Hubbell Premise Wiring

HUBBELL INCORPORATED (Delaware)

14 Lord's Hill Road • Stonington, CT 06378-0901 • 800-626-0005 • Fax: (860) 535-8328
Internet site: <http://hubbell-premise.com>



Worldwide Locations

Hubbell Canada Inc.
Hubbell De Mexico, S.A. De C.V.
Hubbell Premise Wiring, Latin America
Hubbell Premise Wiring, Europe
Hubbell Incorporated, Turkey

905-839-1138
5-25-575-2022
305-251-4236
44-1234-855444
90-216-414-8147

Fax: 905-839-9108
Fax: 5-25-559-8626
Fax: 305-251-4087
Fax: 44-1234-856190
Fax: 90-216-414-8148

Hubbell Incorporated, Middle East
Hubbell S.E. Asia (Pte.), Ltd.
Hubbell Premise Wiring, Asia Pacific
Hubbell Int. Inc. Korea Branch
Hubbell Taian Co., Ltd.

971-4-369763
65-4544772
852-2836-7131
82-2-607-1362
886-2-2515-0855

Fax: 971-4-360541
Fax: 65-4544775
Fax: 852-2836-7132
Fax: 82-2-603-7386
Fax: 886-2-2515-0899